SUSTAINABLE OPPORTUNITIES BALANCED FUND 'B' SHARE CLASS

QUILTER CHEVIOT

Sustainability Focus

OCTOBER 2026

FUND OVERVIEW

The Fund aims to ensure that at least 70% of the Scheme Property is invested in Sustainable Assets. The Investment Manager monitors the proportion of revenue generating activity within each company which is aligned with one or more of the UN Sustainable Development Goals (SDGs). At least 50% of the revenue generating activity of each company must be aligned with one or more of the SDGs for a company to be considered a Sustainable Asset. The Fund may also allocate capital to countries that have themselves made significant progress towards the development of sustainable societies. Such sovereign debt instruments are recognised as Sustainable Assets when the issuing country meets certain criteria within the most recent SDSN Sustainable Development Report.

KEY FACTS

Issue Date	25 June 2012
Launch Price	100.00p
Current Price	297.40p 'B' Acc, 233.80p 'B' Inc
Fund Size	£273,340,391.20
ISAs/SIPPs/SSASs/Offshore Bonds	Eligible
Currency	GBP
Dealing frequency	Daily at 12:00pm
Forecast Yield*	2.48%

Source: Quilter Cheviot, FE fundinfo

Annual Management Charge	1.00%
Initial Fee	0.00%
Ongoing Charges**	1.09%
Ex Dividend Dates	1 Feb & 1 Aug
Dividend Pay Dates	31 Mar & 30 Sept
Sedol Number	B3K3HX1 Acc, B5QHLR3 Inc

*The forecast yield figure uses historic yield data for the Fund's underlying holdings to estimate future distributions. Forecasts are not a reliable indicator of future performance.
** This includes the Annual Management Charge

MAINSTREET PARTNERS
Climate Assets Balanced Fund
'Best ESG Multi-Asset Fund'

defaqto GOLD
DFM Service 2025
EXPERT RATED

ETHICAL SCREENING ES 2025 RATED FUND
POSITIVE ★★★
ESG ★★☆
NEGATIVE ★★★

FUND OBJECTIVE

The aim of the Fund is to provide capital growth and income, net of fees, over the longer term (rolling 5 year periods) and to support the development of sustainable societies by:

- pursuing five environmental and social investment themes, as follows:
  - **Clean Energy**: by investing in companies whose products, solutions or services reduce the use of hydrocarbon-based fossil fuels;
  - **Food**: by investing in companies whose products, solutions or services address the imbalance in the supply of and demand for high quality nutrition;
  - **Health & Well-Being**: by investing in companies whose products, solutions or services improve ineffective healthcare, protection and support systems;
  - **Resource Efficiency**: by investing in companies whose products, solutions, or services reduce the depletion and inefficient use of the earth's resources and/or help to expand the circular economy;
  - **Water**: by investing in companies whose products, solutions or services improve the imbalance in the supply of and demand for water and water systems.
- allocating capital to countries that have made significant progress towards the development of sustainable societies with respect to both people and the planet, including in relation to the five environmental and social investment themes (**Clean Energy**, **Food, Health & Well-Being**, **Resource Efficiency** and **Water**), by investing in the sovereign debt instruments of such countries.

ASSET CLASS/GEOGRAPHICAL ALLOCATION

Source: Figaro, 30 September 2026

Key	Name	Weight
●	North America	35.53%
●	Fixed Interest	23.43%
●	Europe (ex UK)	11.73%
●	Alternative Investments	10.09%
●	United Kingdom	9.44%
●	Cash	3.91%
●	Japan	3.38%
●	Asia Pacific (ex Japan)	1.25%
●	Emerging Markets	1.23%

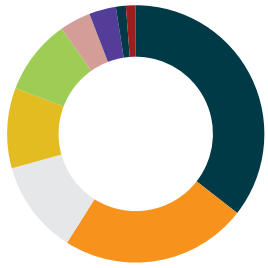

FUND PERFORMANCE

Source: FE fundinfo, 30 September 2026

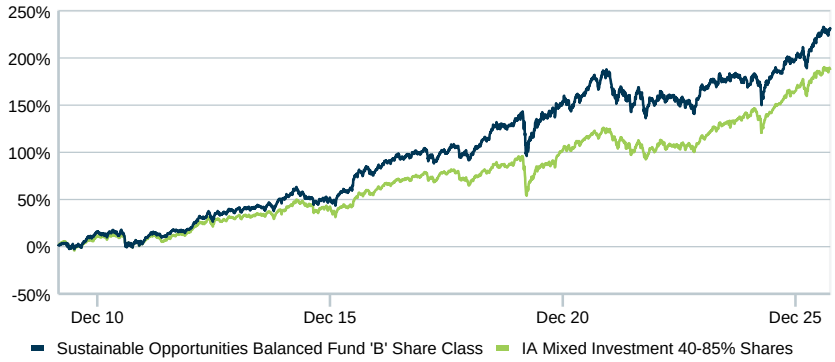

	YTD	1 Year	3 Years	5 Years	Since Inception	1 Year to 30/9/22	1 Year to 30/9/23	1 Year to 30/9/24	1 Year to 30/9/25	1 Year to 30/9/26
Sustainable Opportunities Balanced Fund 'B' Share Class	10.64%	14.30%	32.18%	20.89%	230.20%	-11.10%	2.88%	12.44%	2.85%	14.30%
IA Mixed Investment 40-85% Shares	8.41%	12.00%	39.42%	31.67%	187.39%	-10.15%	5.11%	13.85%	9.33%	12.00%

Sustainable Opportunities Balanced Fund B Accumulation share class performance, inclusive of charges, in GBP with net income reinvested. The performance of other share classes may differ. The share price performance data uses an extended track record based on the Sustainable Opportunities Balanced Fund A-Accumulation (donor share) with inception date of 1 March 2010, up until 24 June 2012. Source: Quilter Cheviot, FE fundinfo 30 Sep 2026.

IMPORTANT INFORMATION

PAST PERFORMANCE IS NOT A RELIABLE INDICATOR OF FUTURE RETURNS. THE VALUE OF INVESTMENTS AND THE INCOME FROM THEM CAN GO DOWN AS WELL AS UP. YOU MAY NOT RECOVER WHAT YOU INVEST.

EFFECTIVE 8 SEPTEMBER 2025 THE CLIMATE ASSETS BALANCED FUND WAS RENAMED THE SUSTAINABLE OPPORTUNITIES BALANCED FUND

SUSTAINABLE OPPORTUNITIES BALANCED FUND 'B' SHARE CLASS

QUILTER CHEVIOT

FUND MANAGERS

Claudia Quiroz
Fund Manager
Head of Team
Claudia has been the Lead Fund Manager of the award-winning Sustainable Opportunities Funds since launch in 2010.

Harry Gibbon
Fund Manager
Harry has worked closely with Claudia since 2018 and has been a named Fund Manager since 2025.

INDEPENDENT RISK PROFILES

DYNAMIC PLANNER PROFILED 6

defaqto 6 RISK RATING BALANCED GROWTH

PLATFORM PARTNERS

abrdn, AEGON, AJBell, allfunds, AVIVA, Fidelity, HARGREAVES LANSDOWN, Hubwise, JAMES HAY, M&G wealth, nucleus, Parmenion, Quilter, SCOTTISH WIDOWS, transact take control, wealthtime

TOP FUND HOLDINGS	INVESTMENT THEMES	%
Nvidia	Resource Efficiency	2.77
UK I-L Gilt 0.125% 2041	Sovereign Debt	2.64
American Water Works	Water	2.32
Thermo Fisher Scientific	Health & Well-Being	2.31
Microsoft	Resource Efficiency	2.24
Apple	Diversifiers (No Theme)	2.12
Visa	Diversifiers (No Theme)	2.03
Emerson Electric	Resource Efficiency	2.01
UK I-L Gilt 0.125% 2036	Sovereign Debt	2.00
UK Gilt 4.75% 2030	Sovereign Debt	1.99
Total Top 10		**22.43**

Source: Figaro, 30 September 2026

SECTOR EXPOSURES

Source: Figaro, 30 September 2026

Key	Name	Weight
	Fixed Interest & Cash	27.34%
	Industrials	15.27%
	Information Technology	14.83%
	Alternatives	10.09%
	Financials	10.08%
	Health Care	9.68%
	Utilities	4.64%
	Consumer Discretionary	3.25%
	Materials	2.98%
	Real Estate	1.84%

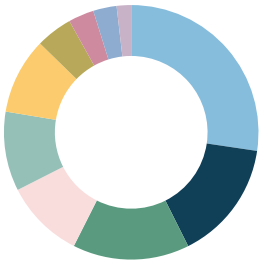

INVESTMENT THEMES

Source: Figaro, 30 September 2026

Key	Name	Weight
	Resource Efficiency	25.20%
	Health & Well-Being	21.14%
	Sovereign Debt & Cash	17.90%
	Diversifiers (No Theme)	14.08%
	Clean Energy	13.21%
	Water	4.28%
	Food	4.19%

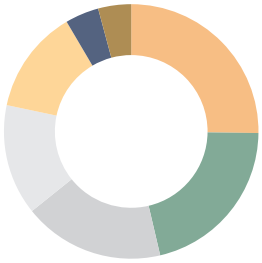

TALK TO US TODAY

T. +44 (0)20 7150 4000
E. sustainableopportunitiesfunds@quiltercheviot.com
W. quiltercheviot.com

STAY UP TO DATE

For more from the Sustainable Investment team including the latest webinars and quarterly updates, or to subscribe to our monthly newsletter, visit:
www.quiltercheviot.com/sustainable-opportunities-funds

Risk Warning: **Past performance is not an indication of future performance. The value of investments and the income from them can go down as well as up. You may not recover what you invest. There are risks involved with this type of investment.** Please refer to the Prospectus & Key Investor Information documents for further details, available free of charge from the Authorised Corporate Director ('ACD') Thesis Unit Trust Management Limited, Exchange Building, St John's Street, Chichester, West Sussex, PO19 1UP. These documents are only available in English. The Authorised Fund Manager is Thesis Unit Trust Management Limited, Exchange Building, St John's Street, Chichester, West Sussex, PO19 1UP. Authorised and regulated by the Financial Conduct Authority. This is a marketing communication.

Benchmark: The Sustainable Opportunities Funds comparator benchmarks are the respective Investment Association peer groups. These peer groups have been selected as comparators because they are broadly aligned with the Funds' equity exposures and geographic focuses, as defined in the Funds' investment policy.

Important Information: This document is for general information purposes only and does not take into account the specific investment objectives, financial situation or individual requirements of any particular person. It is not a personal recommendation and it should not be regarded as a solicitation or an offer to buy or sell any securities or instruments mentioned in it. Quilter Cheviot recommends that potential investors independently evaluate investments, and encourages investors to seek the advice of a financial advisor. Currency movements may also affect the value of investments. The Sustainable Opportunities Balanced Fund is a sub-fund of the SunPortfolio Fund which is an open ended investment company authorised and regulated by the Financial Conduct Authority. Quilter Cheviot and Quilter Cheviot Investment Management are trading names of Quilter Cheviot Limited. Quilter Cheviot Limited is registered in England and Wales with number 01923571, registered office at Senator House, 85 Queen Victoria Street, London, EC4V 4AB. Quilter Cheviot Limited is a member of the London Stock Exchange and authorised and regulated by the UK Financial Conduct Authority and as an approved Financial Services Provider by the Financial Sector Conduct Authority in South Africa.

Quilter Cheviot Senator House 85 Queen Victoria Street. London, EC4V 4AB