

Quilter Cheviot Global Income & Growth Fund For Charities

Factsheet - Q2 2025

SERVICE DETAILS

Inception date	8 January 2020
Size of fund	£179,089,200.57
Benchmark	CPI +3.5%*
Fund type	CAIF
Base currency	GBP
Number of holdings	107
Anticipated yield	3.0%
OCF	0.65%**
Ex-dividend dates	31 January, 30 April, 31 July, 31 October
Dividend pay dates	28 February, 31 May, 31 August, 30 November
Sedol number	BGKG3L1
Reporting	Quarterly

*UK Consumer Price Index plus 3.5%

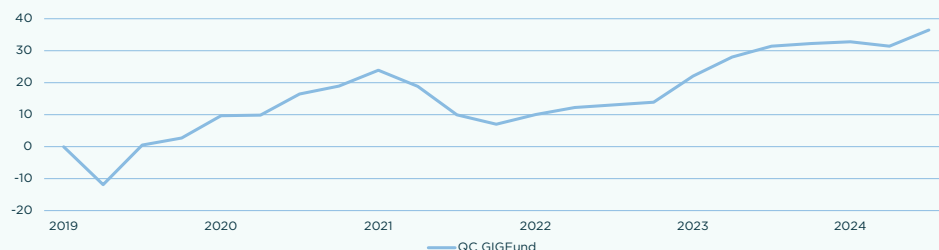
** The Ongoing Charge Figure (OCF) is a measure of the costs associated with owning the Fund, including fund management fees and the cost of the underlying investments. This figure is a point in time estimated calculation, so changes to holdings within the Fund may result in higher or lower OCF.

Investment objectives & policy

- Grow both the capital value and provide income over the long-term.
- Deliver an annualised total return of 3.5% above the UK Consumer Price Index over the medium term through exposure to a diversified range of asset classes.
- Aims to provide an income yield in the region of 3% per annum.
- The Fund invests in a mix of direct equities (UK, US and Europe primarily) and bonds, and uses third party funds to gain exposure to specialist areas such as property, infrastructure and also to equities in other geographic areas.

We do not invest in companies whose primary business is producing or manufacturing tobacco; and as a company we do not invest in businesses which make controversial weapons. Please visit www.quiltercheviot.com to see our controversial weapons policy.

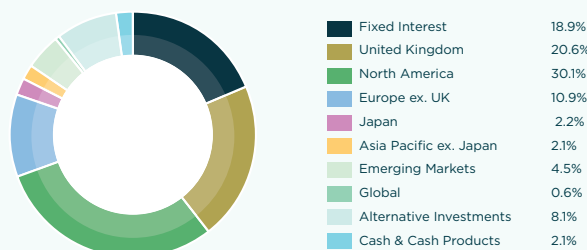
Performance to 30 June 2025



	1 Year	3 Years	5 Years	Since Inception	2024	2023	2022	2021	2020 [†]
Quilter Cheviot Global Income & Growth Fund for Charities	3.8	24.1	35.8	36.5	16.2	2.8	-5.6	15.9	0.5
Performance Comparator*	8.0	30.8	47.4	40.2	15.0	5.2	-3.2	16.6	-5.5
Benchmark**	7.1	25.9	50.7	53.3	5.5	11.5	12.0	6.1	1.8

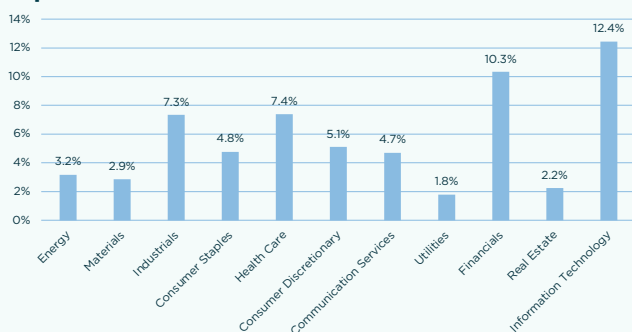
* 12% iBoxx E UK Gilts, 5.5% iBoxx Sterling Corporates, 30% MSCI UK IMI, 40% MSCI AC World Index ex UK, 10% Alternatives (50% iBoxx E Gilts 1-5 Years/50% MSCI AC World Index (ACWI)), 2.5% Bank of England Base Rate. Past performance is not a reliable indicator of future results.
** Benchmark CPI +3.5% [†]Inception date 08/01/2020 Source: Citibank

Asset Allocation



* Includes unsettled subscriptions to the Fund and unsettled trades. As at 30 June 2025. Source: Citibank

Equities Sector Allocation*



* Shown as percentage of total fund value. As at 30 June 2025. Source: Citibank

Top 20 holdings %

Microsoft	3.44
Amazon	2.29
Pacific North of South Emerging Markets	2.23
United Kingdom(Government of) 3.25% 31/01/2033	2.07
Royal London Unit Trust Managers Sterling Credit	2.06
JPMorgan Emerging Markets	1.98
United Kingdom (Government of) 4.125% 29/01/2027	1.97
Ishares Physical Gold	1.82
Shell	1.80
Government Of United Kingdom 3.5% 22/10/2025	1.68
Netflix	1.65
M&G Japan	1.49
Government Of United Kingdom 4.5% 07/12/2042	1.49
Premier Miton Corporate Bond	1.44
TotalEnergies	1.38
Rio Tinto	1.36
JPMorgan Chase	1.31
BAE Systems	1.31
NVIDIA	1.29
Meta Platforms	1.28

As at 30 June 2025. Source: Citibank

IMPORTANT: The value of investments and the income from them can go down as well as up. You may not recover what you invest.

Portfolio Commentary

The portfolio enjoyed a solid quarter, **returning 3.8% against a rise of 4.4% for the performance comparator (which has a demanding 75% equity allocation) and an expected increase of 3% for the ARC Steady Growth peer group.** Our fixed interest securities delivered solid returns usefully ahead of the gilt market and the wider global bond indices.

Equities also moved ahead, **Microsoft (+25%) Netflix (+35%) NVIDIA (+37%) Tesco (+24%) and M&G (+29%)** provided some of the largest contributions. Set against this, **Thermo Fisher Scientific (-23%) Shell (-9%) Merck (-16%) LVMH (-20%) and Apple (-13%)** were detractors.

Elsewhere, the alternative investments were the best performing asset class, delivering an overall return of 5.3% and exhibiting a welcome rebound following a difficult few years. Much of the return is due to the increasing levels of merger and acquisition activity/corporate restructuring where investments that have consistently traded at significant discounts to Net Asset Value (NAV) have either been acquired by cash rich buyers or have been instructed to sell down their assets and return the proceeds to shareholders. **Assura (+11%)** the GP surgeries operator is currently the subject of competing bids from sector peer, Primary Health Properties, and private equity firm KKR. The **VH Global Energy Infrastructure Fund (+30%)** was the strongest performer following a board decision to wind up and return capital to shareholders. We also received the proceeds from the takeover of **BBGI** at a premium to NAV, following its acquisition from a Canadian pension fund.

Significant Transactions

This was a busy period for the portfolio; in May we liquidated the **Wellington Global Bond fund** due to concerns that international investors are beginning to take issue with the scale of the USA deficit. The proceeds were used to fund a new investment in a **short dated gilt** due for redemption in July 2029 and offering a gross redemption yield in excess of 4%.

We also called time on UK real estate company **Segro** which specialises in logistical warehouses as we have concerns that the market is becoming saturated. The proceeds were used to help

fund a new investment in **British Land** which has a greater level of industrial diversification and is trading at a significant discount to NAV while offering a higher dividend yield (over 6%). We reduced **Unilever** and **National Grid**. We also took some profits from **Bytes** and introduced a new investment in the defence sector **BAE Systems** which is well placed to benefit from the structural increase in defence spending of Europe.

We sold **LVMH** as we believe the environment for high end leather goods will be challenged over the next few years. This was replaced by **Richemont** which has better exposure to jewellery and watches that offer more potential over the medium term. We added a new bank in the shape of **Nordea** and exited **Siemens Healthineers**.

In North America we took some profits from **United Rentals** and reduced **Canadian Pacific Kansas City**. We added new positions in **Rockwell Automation** and added to the holding in **Meta**.

We reduced our Japanese exposure through a partial sale of the **Baillie Gifford Japanese Income and Growth fund** and switched the **Vontobel Emerging Markets Fund** into the **JPMorgan** equivalent which is better placed to deal with currency fluctuation caused by the US Dollar.

Outlook

Investors have had a lot thrown at them recently which has led to short lived periods of heightened volatility. While the outlook for economic growth is generally positive, with 2.7% GDP growth expected, risks remain to the downside for growth and to the upside for inflation.

The outcome for the second half of the year will in large part depend upon the negotiations regarding trade tariffs as well as ongoing geopolitical tensions. Markets expect monetary policy to become more accommodative by the end of the year, potentially supporting risk assets but the first six months of 2025 have once again highlighted the importance of ensuring that investors are able to take a reasonably long-term investment time horizon.

We are broadly neutrally positioned across asset classes while maintaining a "weather eye" on events. As ever, should you have any queries or comments regarding the attached report, please don't hesitate to get in touch.

Fund Manager



Howard Jenner - Executive Director

Howard studied English and Psychology at Southampton University before joining Laing & Cruickshank in 2001, which was acquired by UBS in 2004. In 2006, he moved with the majority of his former colleagues to Cheviot Investment Management, which subsequently merged with Quilter. He is a Chartered Fellow of the Chartered Institute of Securities and Investment (CISI) and chairs the Charity Asset Allocation Sub-Committee. Howard is a member of the international equity, alternatives and fixed interest committees. Amongst his charitable commitments, he is a member of the Royal College of Arts' investment committee.

Quilter Cheviot

Senator House
85 Queen Victoria Street
London EC4V 4AB
+44 (0)20 7150 4000

To find out more about our specialist charity service, please contact
Charities Director, Charles Mesquita on
t: +44 (0)20 7150 4386 or email: charles.mesquita@quiltercheviot.com



[quiltercheviot.com](https://www.quiltercheviot.com)

Investors should remember that the value of investments, and the income from them, can go down as well as up and that past performance is no guarantee of future returns. You may not recover what you invest. Please refer to the Prospectus and Key Investor Information for further details visit: <https://www.quiltercheviot.com/our-services/the-quilter-cheviot-global-income-growth-fund-for-charities/>.

Important Information: This document is for general information purposes only and does not take into account the specific investment objectives, financial situation or individual requirements of any particular person. It is not a personal recommendation and it should not be regarded as a solicitation or an offer to buy or sell any securities or instruments mentioned in it. Quilter Cheviot recommends that potential investors independently evaluate investments, and encourages investors to seek the advice of a financial advisor. Unless otherwise stated, all statistics have been supplied by Quilter Cheviot. Whilst we believe the facts to be correct, we cannot assume liability for any errors or omissions. Quilter Cheviot and Quilter Cheviot Investment Management are trading names of Quilter Cheviot Limited. Quilter Cheviot Limited is registered in England and Wales with number 01923571, registered office at Senator House, 85 Queen Victoria Street, London, EC4V 4AB. Quilter Cheviot Limited is a member of the London Stock Exchange and authorised and regulated by the UK Financial Conduct Authority and as an approved Financial Services Provider by the Financial Sector Conduct Authority in South Africa.